








































CARBIDE INSTRUMENTS





























# ROTA **DIATECH**





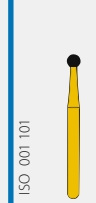
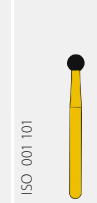



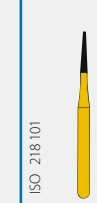
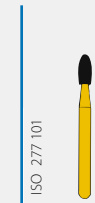

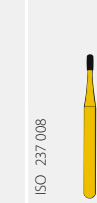
													
Fig.	C1	C1	C1	C1	C1	C1	C1	C1	C1	C1	C2	C2	C7
ISO Ø 1/10 mm	005	006	008	010	012	014	016	018	021	023	012	014	006
Head L in mm											1.4	1.4	2
US.	1/4	1/2	1	2	3	4	5	6	7	8	36	37	329
FG 5 pcs	235000AA	235001AA	235002AA	235003AA	235004AA	235005AA	235006AA	235007AA	235008AA	235009AA	235016AA	235017AA	235101AA
FG 10 pcs					235504AA								
RA 5 pcs		235148AA	235149AA	235150AA	235151AA	235152AA	235153AA	235154AA	235179AA	235155AA			
RA 10 pcs				235650AA	235651AA	235652AA	235653AA	235654AA	235679AA	235655AA			
FGXL 1 pcs		235144AA		235145AA									







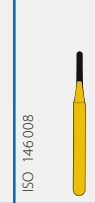
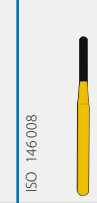
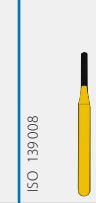


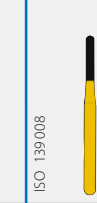


													
Fig.	C7	C7	C7	C7L	C21	C21	C21L	C21R	C21R	C21R	C23	C23	C23L
ISO Ø 1/10 mm	008	010	012	010	009	010	010	009	010	012	008	010	009
Head L in mm	2	2	2	4.5	4	4.4	5	4	4.4	4.5	4	4.5	5.5
US.	330	331	332	331L	56	57	57L	1156	1157	1158	168	170	169L
FG 5 pcs	235102AA	235103AA	235104AA	235105AA	235022AA	235023AA	235027AA	235028AA	235029AA	235030AA	235031AA	235033AA	235036AA
FG 10 pcs	235602AA				235522AA								



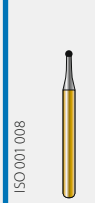










													
Fig.	C23L	C23L	C23R	C23RL	C23RL	C31	C31	C31	C31L	C31R	C31R	C31R	C33
ISO Ø 1/10 mm	010	012	012	010	012	009	010	012	009	009	010	012	009
Head L in mm	5.7	5.7	4.5	5.8	5.8	4	4.5	4.5	5.5	4	4	4.5	4
US.	170L	171L	1171	1170L	1171L	556	557	558	556L	1556	1557	1558	699
FG 5 pcs	235037AA	235038AA	235041AA	235044AA	235045AA		235059AA	235060AA	235063AA	235066AA	235067AA	235068AA	235069AA
FG 10 pcs													
RA 5 pcs						235166AA		235168AA					
FGXL 1 pc													











													
Fig.	C33	C33	C33	C33L	C33L	C33L	C207	C245	C41	C41	C46	C46	C46
ISO Ø 1/10 mm	010	012	021	009	010	012	010	008	018	027	014	018	023
Head L in mm	4	4.5	5	5.5	5.5	5.5	3	F	F	F	3.5F	4F	4.5F
US.	700	701	703	699L	700L	701L	957	245	7006	7009	7104	7106	7108
FG 5 pcs	235070AA	235071AA	235073AA	235074AA	235075AA	235076AA	235021AA	235046AA	235091AA	235093AA	235094AA	235095AA	235096AA
FG 10 pcs													
FGSS 5 pcs													
FGSS 10 pcs													




													
Fig.	C50	C132	C133	C135	C246	C246	C246	C247	C247	C282K	C375R	C375R	C378
ISO Ø 1/10 mm	012	009	010	014	009	010	012	009	010	016	010	016	014
Head L in mm	4F	3.5F	5.5F	8.5F	4F	4.5F	4.5F	3.5F	3.5F	8.5F	6.5F	8F	9.5F
US.	7103	7114	7214	7714	7901	7902	7903	7801	7802	7283	7642	7664	7204
FG 5 pcs	235100AA	235010AA	235011AA	235012AA	235047AA	235048AA	235049AA	235050AA	235051AA	235056AA	235078AA	235079AA	235082AA
FG 10 pcs			235511AA					235550AA					

													
Fig.	C378	C379	C379	C379	CF41	CF41	CF135	CF246	CF246	CF375	CF379	CC17	CC17
ISO Ø 1/10 mm	016	014	018	023	018	023	014	012	014	010	018	010	012
Head L in mm	9.5F	3.5F	4F	4F	XF	XF	8.5XF	5.5XF	5.5XF	5.5XF	4XF	2	2
US.	7205	7404	7406	7408	9006	9008	9714	9903	9904	9214	9406	1931	1932
FG 5 pcs	235083AA	235085AA	235086AA	235087AA	235137AA	235138AA	235126AA	235128AA	235129AA	235133AA	235135AA	235109AA	235110AA
FG 10 pcs			235586AA										
RA 5 pcs													
RA 10 pcs													
FGXL 1 pc													


														
Fig.	CX21R	CX21R	CX23R	CX23R	CC31L	CC31L	CC31R	CC31RL	CC36R	CC36R	CC36R	CC36RL	CE	
ISO Ø 1/10 mm	010	012	010	012	010	012	008	012	009	010	012	012	014	
Head L in mm	4.5	4.3	4.3	4.3	4.5	4.5	3.5	4.5	4.5	4.5	4.5	5.5	8.8	
US.	2157	2158	2170	2171	2057	2058	1945	1946	1956	1957	1958	1958L	152EZ	
FG 5 pcs	235140AA	235141AA	235142AA	235143AA	235112AA	235113AA	235114AA	235115AA	235122AA	235123AA	235124AA	235125AA	235177AA	
FG 10 pcs														

													
Fig.	CE	CE	S1	S1	S1	S1	S2	S2	S2	S3	S3	S3	S4
ISO Ø 1/10 mm	016	016	010	014	018	023	008	010	014	008	008	010	009
Head L in mm	10	11					1	1	1.4	2	3	2	4
US.	199Z	151Z	2G	4G	6G	8G	34G	35G	37G	330G	245G	331G	556G
FG 5 pcs			237000AA	237001AA	237002AA	237003AA	237004AA	237005AA	237006AA	237007AA	237009AA	237008AA	237010AA
FG 10 pcs			237100AA	237101AA	237102AA	237103AA	237104AA	237105AA	237106AA	237107AA	237109AA	237108AA	237110AA
FGSS 5 pcs										237017AA		237018AA	
FGXL 1 pc	235186AA	235187AA											

										
Fig.	S4	S4	S5	S5	S6	S6	S379	S847	S847	S847
ISO Ø 1/10 mm	010	012	010	012	012	016	023	012	014	016
Head L in mm	4	4	4	4	4	4	4	8	8	8
US.	557G	558G	1557G	1558G	701G	702G	379	847	847	847
FG 5 pcs	237011AA	237012AA	237013AA	237014AA	237015AA	237016AA	237023AA	237030AA	237031AA	237024AA
FG 10 pcs	237111AA	237112AA	237113AA	237114AA	237115AA	237116AA				
FGSS 5 pcs	237020AA		237021AA	237022AA						
FGSS 10 pcs				237122AA						

			
Fig.	S856	S856	S856
ISO Ø 1/10 mm	012	014	016
Head L in mm	8	8	8
US.	856	856	856
FG 5 pcs	237028AA	237029AA	237026AA
FG 10 pcs			

## Order information



ISO number (shape, blades) → Full size illustration 1:1

Head shape → Fig. S3

Head diameter in 1/10 mm → ISO Ø 1/10 mm 008

Head length → Head L in mm 2

Further shank types and packaging sizes available → US. 330G

US No. → REF

FG 5 pcs	237007AA
FG 10 pcs	237107AA
FGSS 5 pcs	237017AA


## Head shapes

Head shape	Description	Head shape	Description	Head shape	Description
<b>OPERATIVE BURS (6-8 BLADED)</b>		<b>TRIMMING AND FINISHING BURS (12 BLADED)</b>		<b>CROSS CUT BURS</b>	
C1	Round	C41	Round	CC17	Pear Cross Cut
C2	Inverted Cone	C46	Bud	CX21R	Round End Cylinder Cross Cut
C7	Pear	C50	Interproximal	CX23R	Round End Taper Cross Cut
C7L	Pear Long	C132	Side Cutting Taper	CC31L	Cylinder Long Cross Cut
C21	Cylinder	C133	Side Cutting Taper	CC31R	Cylinder Convex End Cross Cut
C21L	Cylinder Long	C135	Side Cutting Taper	CC31RL	Cylinder Convex End Long Cross Cut
C21R	Round End Cylinder	C246	Needle	CC36R	Round End Cylinder Cross Cut
C23	Flat End Taper	C247	Grenade	CC36RL	Round End Cylinder Long Cross Cut
C23L	Flat End Taper Long	C282K	Tapered Torpedo	<b>ENDO ACCESS BURS</b>	
C23R	Round End Taper	C375R	Round End Taper	CE	Endo Access Taper
C23RL	Round End Taper Long	C378	Flat End Taper	<b>SPEEDSTER</b>	
C31	Cylinder Cross Cut	C379	Egg	S1	Round Cross Cut
C31L	Cylinder Long Cross Cut	<b>FINE FINISHING BURS (30 BLADED)</b>		S2	Inverted Cone Cross Cut
C31R	Round End Cylinder Cross Cut	CF41	Round	S3	Pear Cross Cut
C33	Flat End Taper Cross Cut	CF135	Side Cutting Taper	S4	Cylinder Cross Cut
C33L	Flat End Taper Long Cross Cut	CF246	Needle	S5	Round End Cylinder Cross Cut
C207	End Cutting Cylinder	CF375	Side Cutting Taper	S6	Flat End Taper Cross Cut
C245	Pear	CF379	Egg	S379	Egg Cross Cut
				S847	Flat End Taper Cross Cut
				S856	Round End Taper Long Cross Cut

## Recommended Speed Ranges

Head diameter in 1/10 mm	RPM
005-008	40.000-80.000
009-010	30.000-60.000
012-014	24.000-48.000
016-018	19.000-37.000
021-023	15.000-30.000
025-027	13.000-26.000

© 2018 Coltène/Whaledent AG – www.coltene.com



**CH** **Coltène/Whaledent AG**  
 Feldwiesenstrasse 20  
 9450 Altstätten / Switzerland  
 T + 41 71 757 53 00  
 F + 41 71 757 53 01  
 info.ch@coltene.com

**UK** **Coltène/Whaledent Ltd.**  
 The President Suite  
 Kendal House, Victoria Way  
 Burgess Hill, West Sussex  
 RH15 9NF / UK  
 T +44 1444 235486  
 F +44 1444 870640  
 info.uk@coltene.com

